DETAIL A | 3P24 Frame
TOP VIEW
1:100@A3



DETAIL B | 3P8 Frame
TOP VIEW
1:100@A3

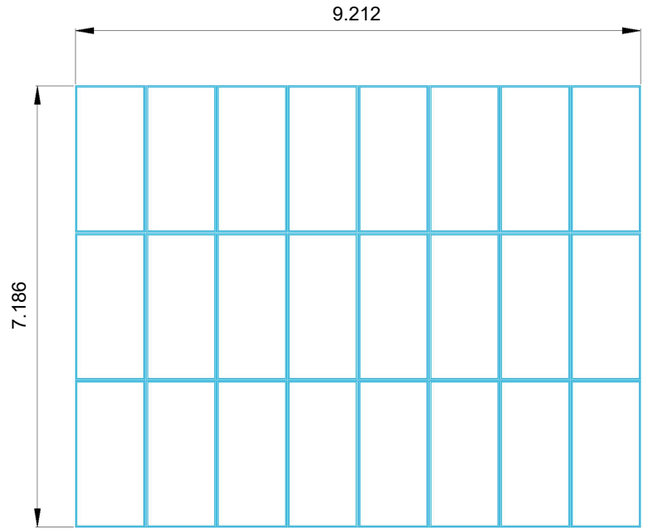

DETAIL C | CLAMP POSITION
1:60@A3

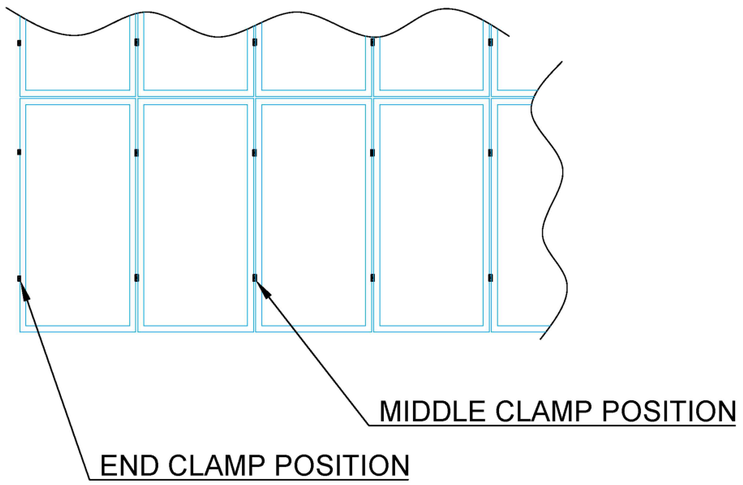

DETAIL D | CLAMP POSITION
1:20@A3



Key

PV cell

Notes

1. All dimensions to be confirmed on site prior to installation.
2. All dimensions are in metres and are indicative only.
3. Distance to be provided by the equipment manufacturer.

This drawing is copyright of Lighthouse Development Consulting.
Reproduced from Detra Solar FEL1001-200 Rev 00 (14/8/25)

REVISION	DRAWN	CHECKED	APPROVED	DATE
P01	JP	GG	SB	21/11/2025

FINAL

DESCRIPTION

Future Energy Llanwern

CLIENT NAME:
FUTURE ENERGY LLANWERN LTD

PROJECT TITLE:
FUTURE ENERGY LLANWERN SOLAR FARM PEIR

DRAWING TITLE:
FIGURE 2-3
PV MODULE DETAILS

STATUS:
FINAL

DRAWN:	CHECKED:	APPROVED:	AUTHORISED:
JP	GG	JEH	SB

SCALE @ A3 SIZE:	DATE:	REVISION:
AS SHOWN	21/11/2025	P01

DRAWING NUMBER:
70109716-WSPE-Y-FG-0003-P01

C:\Users\UKJXP782\WSP O365\70109716 - Caldicot Levels Solar Farm DCO - Documents (1)\03 - WIP\Drawings\ACAD\70109716-WSPE-Y-FG-0003-P01.dwg Originator: UKJXP782